

# Early Reading Success




## Kindergarten-Grade One

### Mae Among the Stars

#### Student Workbook













Name: \_\_\_\_\_ Date: \_\_\_\_\_



Name: \_\_\_\_\_

Date: \_\_\_\_\_

### Mae Among the Stars-Vocabulary Test I

<p>1.</p>  <p>telescope</p>	<p>A</p> 	<p>B</p> 	<p>C</p> 
<p>2.</p>  <p>astronaut</p>	<p>A</p> 	<p>B</p> 	<p>C</p> 
<p>3.</p>  <p>earth</p>	<p>A</p> 	<p>B</p> 	<p>C</p> 



4.

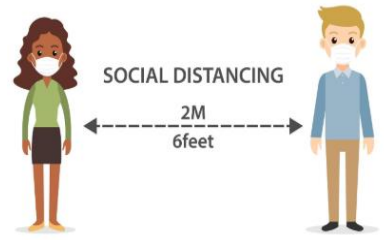
space



A



B



C



5.

disappointed



A



B



C

Name: \_\_\_\_\_

Date: \_\_\_\_\_

### Thinking about the Character Mae



**Eric Exclamation**

**Feelings**

How does Mae feel when the teacher says she should be a nurse?



**Patsy Period**

**Actions**

What does Mae do to let the reader know that she wants to be an astronaut?



**Quotation  
Quartet**

**Dialogue**

**What do Mae and her parents talk about?**



**Quincy  
Question  
Mark**

**Thoughts**

**What does Mae Think about?**

Name: \_\_\_\_\_ Date: \_\_\_\_\_

## Mae Among the Stars

**Directions:** Take a close look at the author's words and the illustrator's pictures and write or show how they work together to help the reader understand what is happening in the story.



**Quincy Question**

Look at the picture below. The author wrote, "Her world turned blue and cold."



**Quincy Question**



**What do you think the author meant by the words, “Her world turned blue and cold”?**

---

---

---

---

---

---

---

---

---

---

---

---

---

---

---

---

---

---

---

---

---

---

---

---